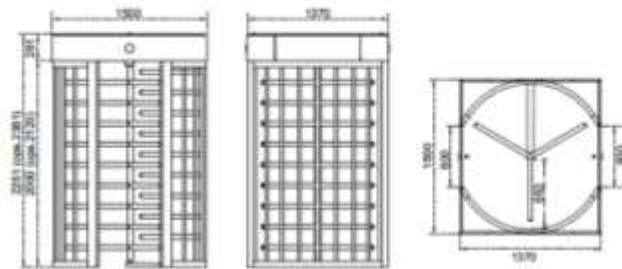






Dimensions (mm)



Technical Features

Place of Use	Indoors, outdoors
Operating Temperature, Humidity	-20°C/+68°C (opt. -50°C with heater positive), RH %95 non-condensing.
Operating Intensity	%100, 7/24 use.

Built on main carriers and supported with pipe beams on sides, consisting of waterproof and protecting top lid, mechanical compartment side panels and completely closed ceiling. Can be completely disassembled.
 Three-section rotor (120°), each having 9 (10 in optional 2120 mm clear passage height) one by one demountable arms.
 Optionally complies with UK H&S regulation of ≤ 36 mm gap between upright profiles.

Indicators / Illumination	Status - Direction Indicators :   LED, standard/LED passageway illumination standard.
Power	Operating Voltage : 110/220V AC 50/60 Hz ($\pm 10\%$), 24V DC. Consumption : ~14W at stand-by, max ~50W (varies according to the options and accessories used).
Operating Modes	System operates bi-directionally (entry-exit). Operation modes can be changed through dip switch, PC and/or android app. Entry - exit controlled Entry controlled, exit free Entry free, exit controlled Single input both directions use Entry - exit free
Operating System	Electromechanical manual operation (opt. electromechanical motorized operation).
Control System	All functions, parameters and operating modes can be changed through the control board (microprocessor controlled), PC (Windows) and/or android app. Firmware can be updated. All past function updates and changes are kept in the server and records can be traced. All inputs are opto-coupler protected. Controllable by dry contact (ground control). Compatible with all kinds of access control device. Optional RS232, RS485 or TCP/IP module is available
Flow Rate	Passage capacity (manual) : max. 48 cycle/min. Nominal : ~25 pass/min. Passage capacity (motorized) : max. 40 cycle/min. Nominal : ~20 pass/min. (nominal passage rate can change depending on the access control system utilized)
Emergency Mode	System allows free passage (entry-exit) in both directions (fail safe). Works compatible with fire warning and similar systems. At the end of an emergency situation, system returns to its normal operating mode.
Power-off Situation	System allows free passage (entry-exit) in both directions (fail safe). Optionally, can be set (fail secure) as; entry-exit locked, entry free-exit locked, or entry locked-exit free. Free passage in chosen direction by manual override key in fail secure option is available.
Weight	~275 kg
Optional Features and Accessories	Motor driven unit, wireless remote control (receiver-transmitter), manual control, manual override key (with fail secure option), counter (with/without reset), card reader mounting bracket, passage completion sensor, contactless passage sensor (for motorized models), heater positive, canopy, bottom plate (standard or for forklift handling), battery back-up, 316 grade stainless steel, RS232-RS485-TCP/IP modules, limiter, 2120 mm clear passage height, mechanics compartment accessibility from the ceiling, trombone arms, different color

